

TECHNICAL DATA SHEET

QCF 56 Issue 3

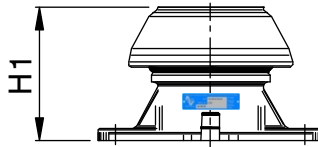
DS104

NON CONTROLLED UNLESS STATED OTHERWISE

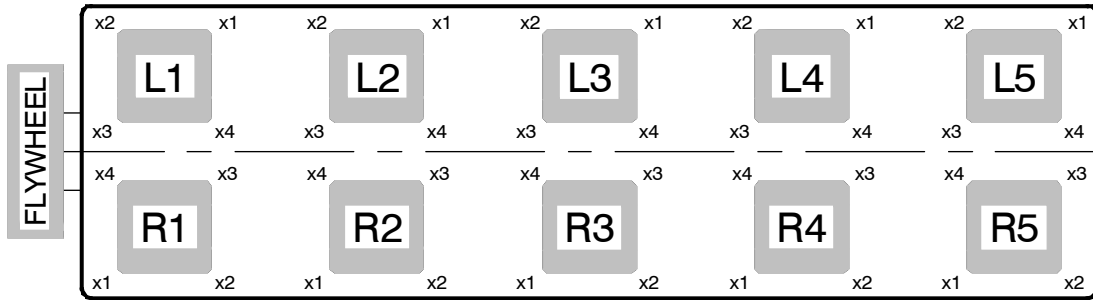
PAGE	1 of 2
ISSUE	1
DATE	3 March 2014
APPROVED	PJB

TITLE	TSC T10 MOUNT HEIGHT DATA COLLECTION SHEET FOR NEW INSTALLATIONS AND IN SERVICE MAINTENANCE CHECKS - MARINE DIESEL ENGINES		
Customer:		Engine Make:	
Project:		Engine Model/Type:	
C&G Drawing/Calculation #:		Engine Serial Number:	
Date:		Engine Rotation:	<i>When viewed from flywheel end</i>
Prepared by:		Position in Vessel:	
Application Type:			

All dimensions are in millimetres. Read in conjunction with DS094 to determine height H1 for TSC T10.
Mount heights are to be recorded once the load is transferred to the mounts and for new installations after the 48 hour settlement period has been observed.



TSC T10



If your installation uses New Mounts select New Mounts from the drop down list below otherwise leave as Existing Mounts.

Your TSC Model: TSC T10 Type of Installation: _____

Enter the Mount Serial No's & measure and enter heights H1, for positions x1 through to x4 for each mount in your installation.

Enter your mount data in the table below filling in only the yellow boxes.

Mount Position	Mount Serial #	x1 mm	x2 mm	x3 mm	x4 mm	Measurement Cross Check	Average Mount Height mm	Parallelism Check	Commissioning Check
L1									
L2									
L3									
L4									
L5									
R1									
R2									
R3									
R4									
R5									

Once you have entered your readings, they are checked and verified.

Please contact our Technical Department if you have any questions.

Please enter your contact details below:

Name:		Email:	
Tel No:		Date:	



Christie & Grey Limited

Morley Road, Tonbridge, Kent TN9 1RA, England

Telephone : +44 (0) 1732 371100 • Fax : +44 (0) 1732 359666

E-mail : sales@christiegrey.com • web site : www.christiegrey.com



TECHNICAL DATA SHEET

QCF 56 Issue 3

DS104

NON CONTROLLED UNLESS STATED OTHERWISE

PAGE 2 of 2

ISSUE 1

DATE 3 March 2014

APPROVED PJB

TITLE

TSC T10 MOUNT HEIGHT DATA COLLECTION SHEET FOR NEW INSTALLATIONS AND IN SERVICE MAINTENANCE CHECKS - MARINE DIESEL ENGINES

Instructions

Mount Heights are determined by measuring the four corners of the mount as shown in technical data sheet DS094. The following formulas can be used complete page 1 of form DS104 by hand.

Cross Check for errors: $(x1 + x3) - (x2 + x4) = \text{Measurement Cross Check}$

This helps to see if your measurements make sense. The closer to zero the more accurate your readings.

Ignore the "+" & "-" signs, you want to be as close to zero as possible.

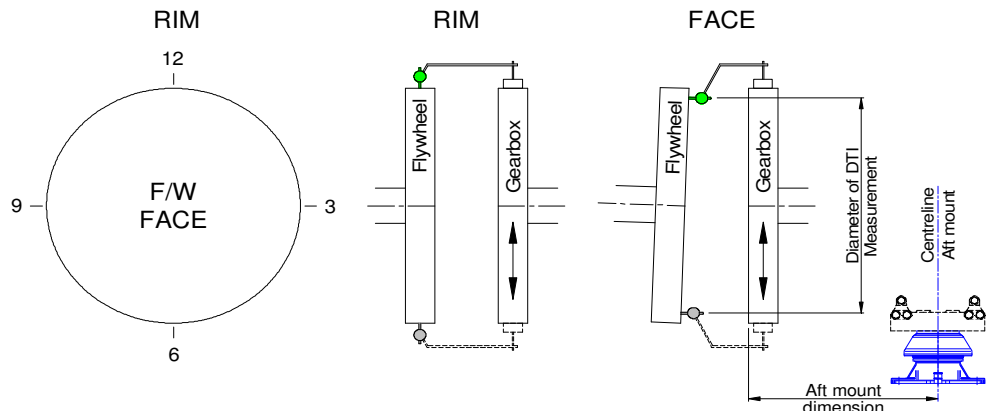
Average Height: $(x1 + x2 + x3 + x4) \div 4 = \text{Average Mount Height}$

Parallelism check for each mount is the difference between the highest and lowest corner measurements. You want the number as small as possible. Check your installation instructions for tolerances or ask C&G Technical Department for advice.

Send us your completed readings sheet. We will always provide free technical support to review your numbers and provide advice and assistance in making adjustments.

Coupling Alignment (if applicable)

If you send us your Rim, Face, DTI Diameter & Aft mount measurements we can advise you on mount shimming if required.



Position	Angle	Rim Measurement	Face Measurement
12 o'clock	0°		
3 o'clock	90°		
6 o'clock	180°		
9 o'clock	270°		

In the example above the DTI is connected to the gearbox flange and the gearbox flange rotated to take the measurements.

Measurement Units (mm/inches)	
Diameter of DTI Face Measurement	
Centre line Aft mount dimension	

It is important to rotate the component that the DTI is connected to.

Fax your readings to (508) 217-3061 (USA) or +44 (0) 1732 359666 (U.K.) or e-mail your readings to: matthew.coombs@christiegrey.com (USA) or sales@christiegrey.com (U.K.)

Please contact our Technical Department if you have any questions.

Please enter your contact details below:

Name:		Email:	
Tel No:		Date:	



Christie & Grey Limited
 Morley Road, Tonbridge, Kent TN9 1RA, England
 Telephone : +44 (0) 1732 371100 • Fax : +44 (0) 1732 359666
 E-mail : sales@christiegrey.com • web site : www.christiegrey.com

