

TECHNICAL DATA SHEET DS 086

NON CONTROLLED UNLESS STATED OTHERWISE

QCF 56 Issue 3

PAGE

1 of 2

ISSUE

1

DATE

20 June 2006

APPROVED

M.T.P.

TITLE.

Installation Instructions for Acoustic Ceiling Hangers Type ACH

Details of isolators as Leaflet PL023

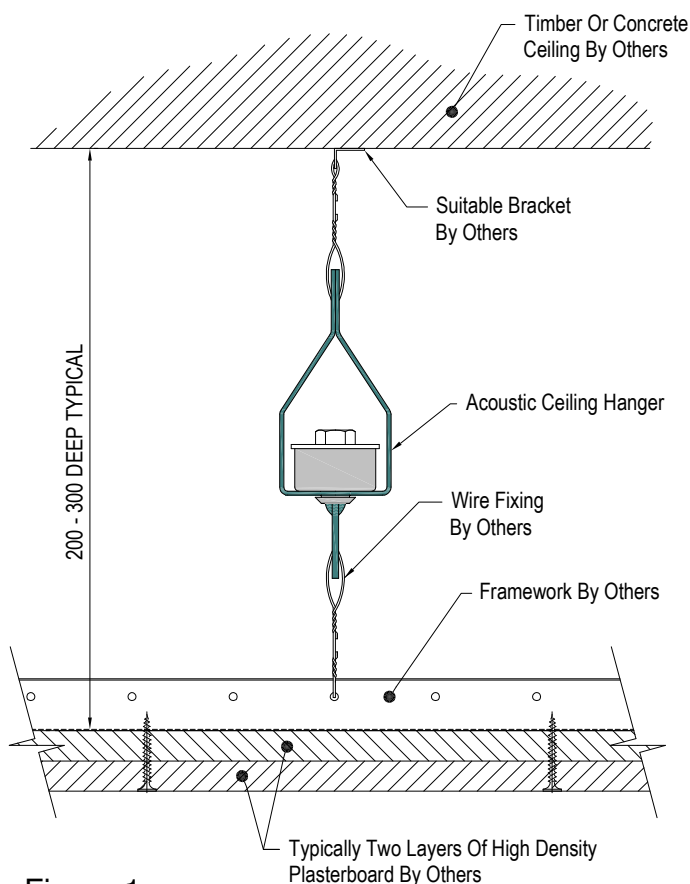
General Notes

Acoustic Ceiling Hanger sizes must be selected in accordance with the rated load capacities detailed in our leaflet.

Procedure

- 1) Hangers must be fixed to either the upper timber joists, steel gantry or concrete ceiling at every primary suspension point on the suspended ceiling grid.
- 2) Drop wires or channel frame fixings should then be used to support the lower ceiling grid with typical grid spacings of 600mm or 1200mm, ensuring the full weight of the suspended ceiling can be taken by the hangers and the connection frame fixings or drop wires (See Figure 1).

Typical Wire Fixing



Typical Channel Framework

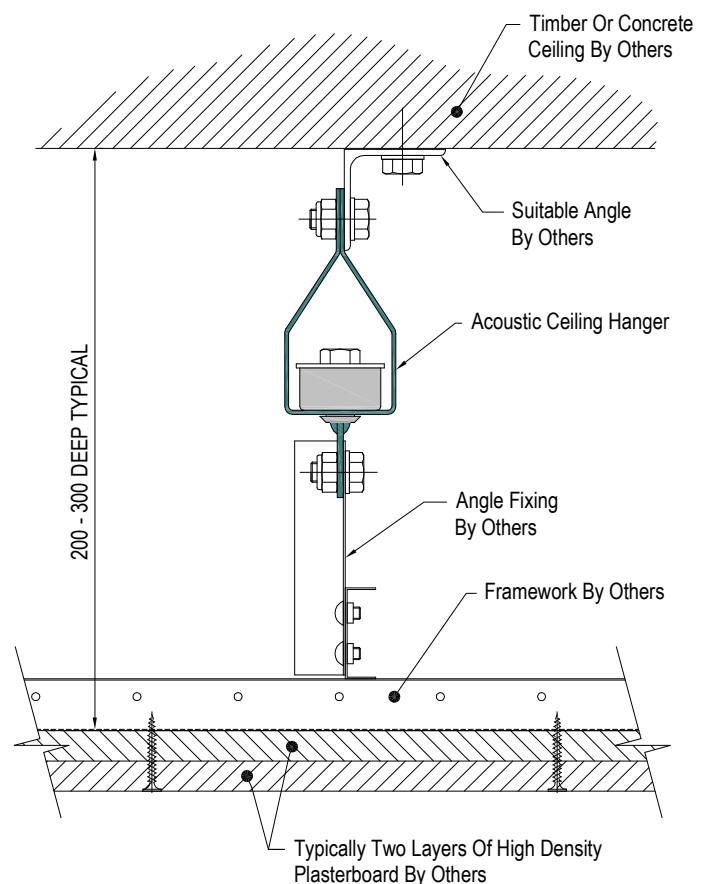


Figure 1

TECHNICAL DATA SHEET DS 086

NON CONTROLLED UNLESS STATED OTHERWISE

QCF 56 Issue 3

PAGE

2 of 2

ISSUE

1

DATE

20 June 2006

APPROVED

M.T.P.

TITLE.

Installation Instructions for Acoustic Ceiling Hangers Type ACH

- 3) An example using two layers of 19mm thick plasterboard with a maximum ceiling load of 50 kg m² will require 2 x ACH utilizing grid spacings of 1200mm (See Figure 2). This will provide approximate hanger deflections per m² of 2mm for ACH/50 and 1mm for ACH/100.

Typical Hanger Spacings

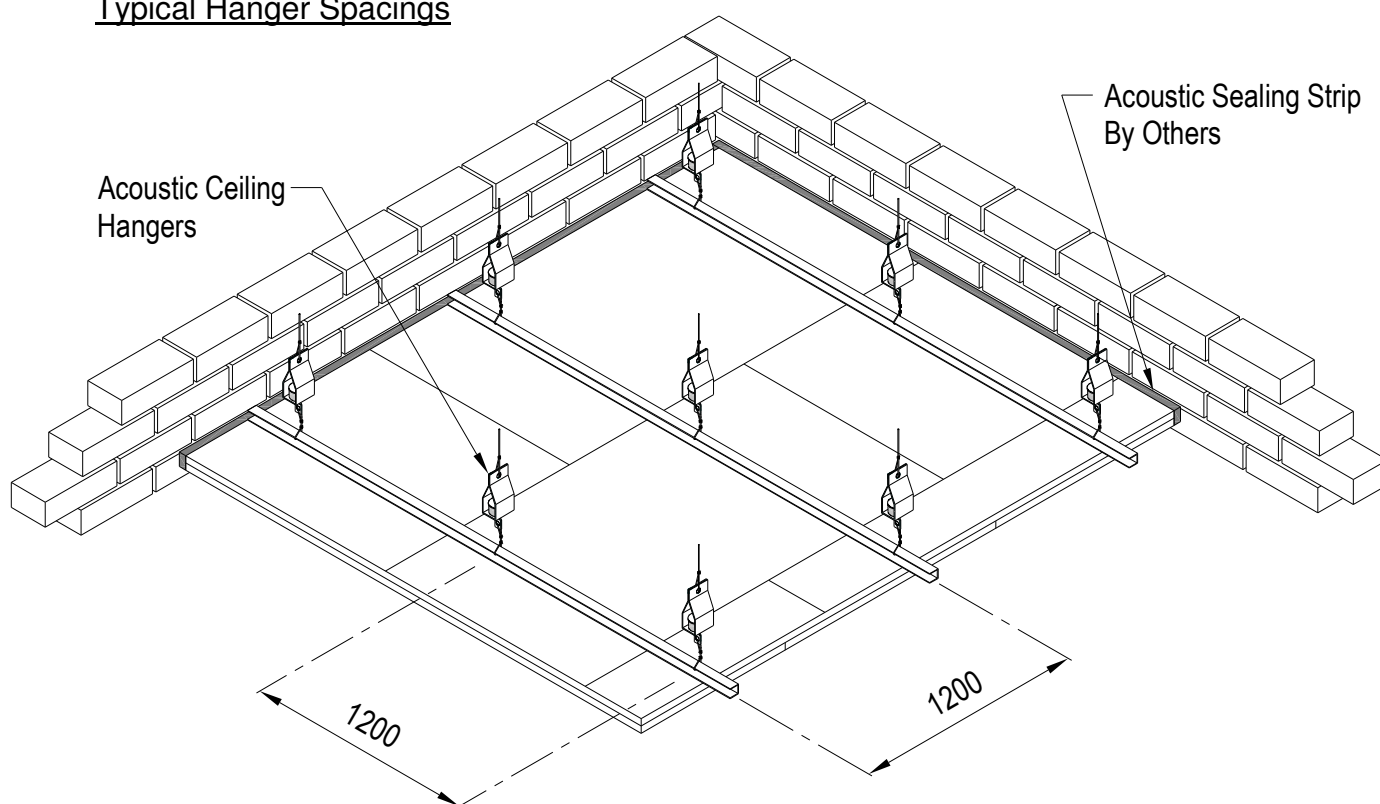


Figure 2

- 4) Once the lower suspension grid has been fixed and supported using the selected Acoustic Ceiling Hanger, the plasterboard ceiling boards or panels can then be fixed into position.
- 5) For installation of pipework, ductwork, fans and air handling units using Acoustic Ceiling Hangers Type ACH refer to our data sheet DS 029.

Please contact our Technical Department at the address below if you have any problems relating to installation or selection.



Christie & Grey Limited

Morley Road, Tonbridge, Kent TN9 1RA, England

Telephone : +44 (0) 1732 371100 • Fax: +44 (0) 1732 359666

E-mail : sales@christiegrey.com • web site: www.christiegrey.com

