

Genflex Rubber Mountings

Type Industrial & Marine - Sizes B & HD



Genflex mountings employ the well proven inclined rubber element design to achieve much higher deflections compared to simple rubber in compression devices and therefore providing superior isolation of low frequency vibration.

The pure rubber design offers excellent performance in the audible frequency range which cannot be achieved with helical steel springs even with so called "noise stop pads".

Natural rubber also offers inherent damping to control transient motion resulting from machine start up, run down and fault conditions.

For marine and mobile applications, a combined overload and rebound buffer is available in both the B range and HD (high deflection) variants.

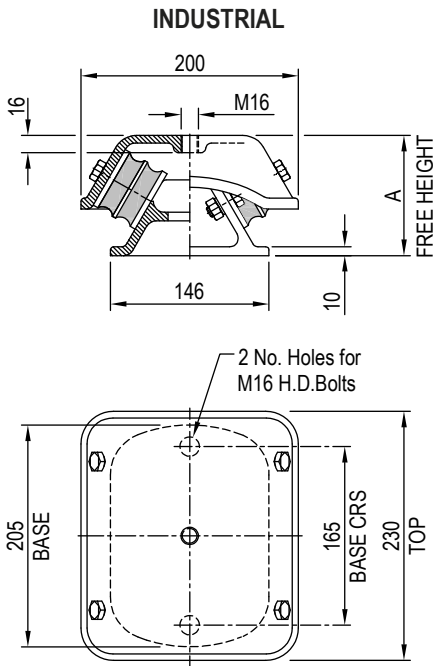
DESIGN FEATURES

- First grade natural rubber to metal bonded rectangular elements inclined to achieve maximum load and deflection using a combination of compression and shear loading.
- High strength SG iron castings to BS EN 1563 EN-GJS-400/15.
- Rubber elements effectively protected against oil contamination by the extended top skirt design of the top casting.
- Two different horizontal stiffness axes enable optimum system characteristics and vibration isolation to be achieved using careful orientation of the mountings.
- Marine/Mobile version available with combined overload and rebound buffer.
- A 6 mm thick ribbed rubber seating pad is available obviating the need for costly HD bolts for many industrial applications.

TYPICAL APPLICATIONS

- Marine Propulsion Engines.
- Diesel Generating Sets.
- Engine Test Beds.
- Lift Motor Gear.
- Chillers and Cooling Towers.
- Large Fans and AHU's.
- Pumps and Compressors.
- Vibrating Screens and Hoppers.

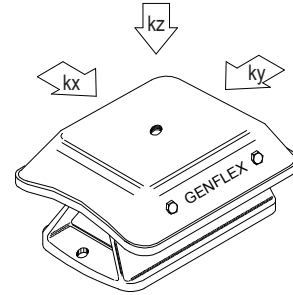
TYPE GENFLEX INDUSTRIAL ISOLATORS SIZES B & HD



REFERENCE	PART No.	LOAD RANGE (kg)	STATIC STIFFNESS (kN/m)			DYNAMIC/STATIC STIFFNESS RATIO	FREE HEIGHT 'A' (mm)	WT (kg) MAX	
			kx	ky	kz				
INDUSTRIAL	HD	■ 10.101.35	up to 425	610	125	330	1.14	124	9.2
		10.101.45	up to 630	890	205	450	1.18		
		10.101.55	up to 990	1280	268	680	1.25		
		10.101.60	up to 1280	1820	400	860	1.35		
		10.101.70	up to 1650	2360	480	1300	1.70		
		■ 10.101.75	up to 2000	3420	750	1800	1.90		
INDUSTRIAL	B	10.102.45	up to 560	2450	275	918	1.18	111	9.2
		10.102.55	up to 900	3630	360	1400	1.25		
		10.102.60	up to 1100	4660	460	1850	1.35		
		10.102.70	up to 1650	6370	600	2550	1.70		

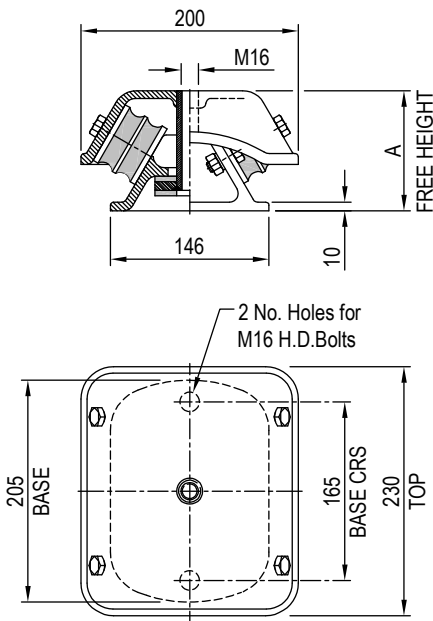
Stiffness

Static stiffness values should be used to calculate working deflection and therefore operating height.



For system natural frequency calculations, dynamic stiffness values must be used.

MARINE



TYPE GENFLEX MARINE ISOLATORS SIZES B & HD

REFERENCE	PART No.	LOAD RANGE (kg)	STATIC STIFFNESS (kN/m)			DYNAMIC/STATIC STIFFNESS RATIO	FREE HEIGHT 'A' (mm)	WT (kg) MAX	
			kx	ky	kz				
MARINE	HD	■ 10.103.35	250 - 425	610	125	330	1.14	117	9.5
		10.103.45	350 - 630	890	205	450	1.18		
		10.103.55	550 - 990	1280	268	680	1.25		
		10.103.60	725 - 1280	1820	400	860	1.35		
		10.103.70	925 - 1650	2360	480	1300	1.70		
		■ 10.103.75	1150 - 2000	3420	750	1800	1.90		
MARINE	B	10.104.45	200 - 560	2450	275	918	1.18	111	9.5
		10.104.55	300 - 900	3630	360	1400	1.25		
		10.104.60	375 - 1100	4660	460	1850	1.35		
		10.104.70	550 - 1650	6370	600	2550	1.70		

Important Notes

For **MARINE** versions the upper fixing bolt (not supplied) **MUST** locate to at least 50 mm and not more than 85 mm thread depth.

- 35 & 75 compound rubber elements are non stock items and therefore to special order only.

Friction Seating Pads

For freestanding applications and installation on uneven surfaces, please specify **PT No. 4137** when ordering. Seating pad 6 mm thick.

Full installation instructions are given on our data sheet DS010 for most applications.

For **MARINE PROPULSION ENGINES** special instructions will normally be supplied for individual applications.

For more detailed information and technical assistance please contact our Technical Department.

In the interests of continual development, the Company reserves the right to make modifications to these details without notice.



Christie & Grey Limited

Morley Road, Tonbridge, Kent TN9 1RA, England

Telephone : +44 (0) 1732 371100 • Fax: +44 (0) 1732 359666

E-mail : sales@christiegrey.com • web site: www.christiegrey.com

